

Welcome to Photo Class



Ms. Cauchon

DSLR CAMERAS

“Digital Single Lens Reflex”

Digital cameras that resemble 35mm film cameras.

They are high-end digital camera with removable, interchangeable lens. The mirror system inside lets you preview through the viewfinder the same image that is being captured on film/sensor.




Mirrorless Cameras

Mirrorless cameras lack a reflex mirror, which means that light passes through the camera directly to the digital sensor. A mirrorless camera body is slim and lightweight, and features a digital display instead of a traditional optical viewfinder.

DETACHABLE LENSES PRIME VS. ZOOM LENSES KIT LENS



Useful Focal Lengths



Used For...



Architecture,
Landscape



Street,
Documentary



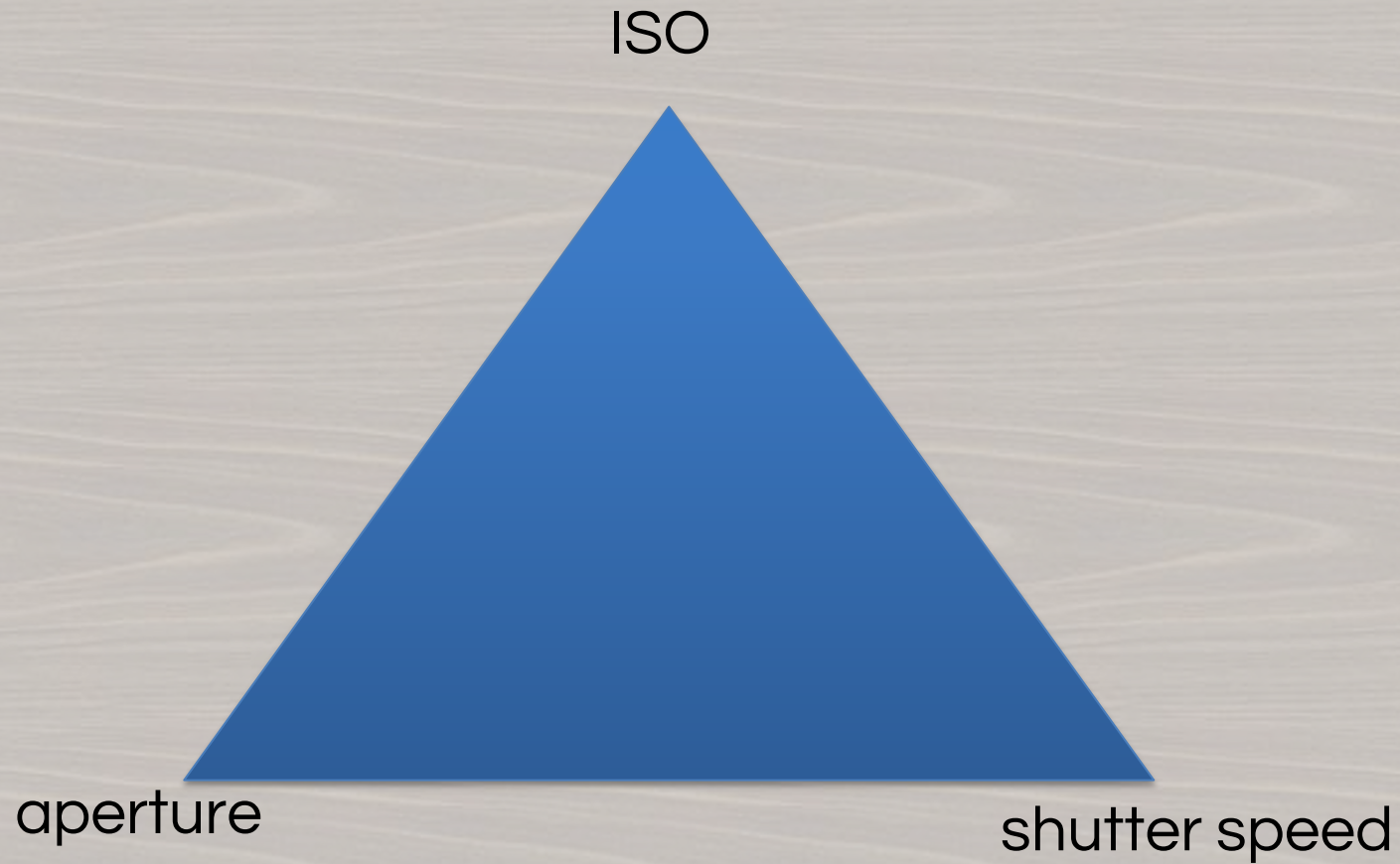
Portraiture



Sport, Birds, Wildlife



EXPOSURE TRIANGLE



APERTURES or F-STOPS

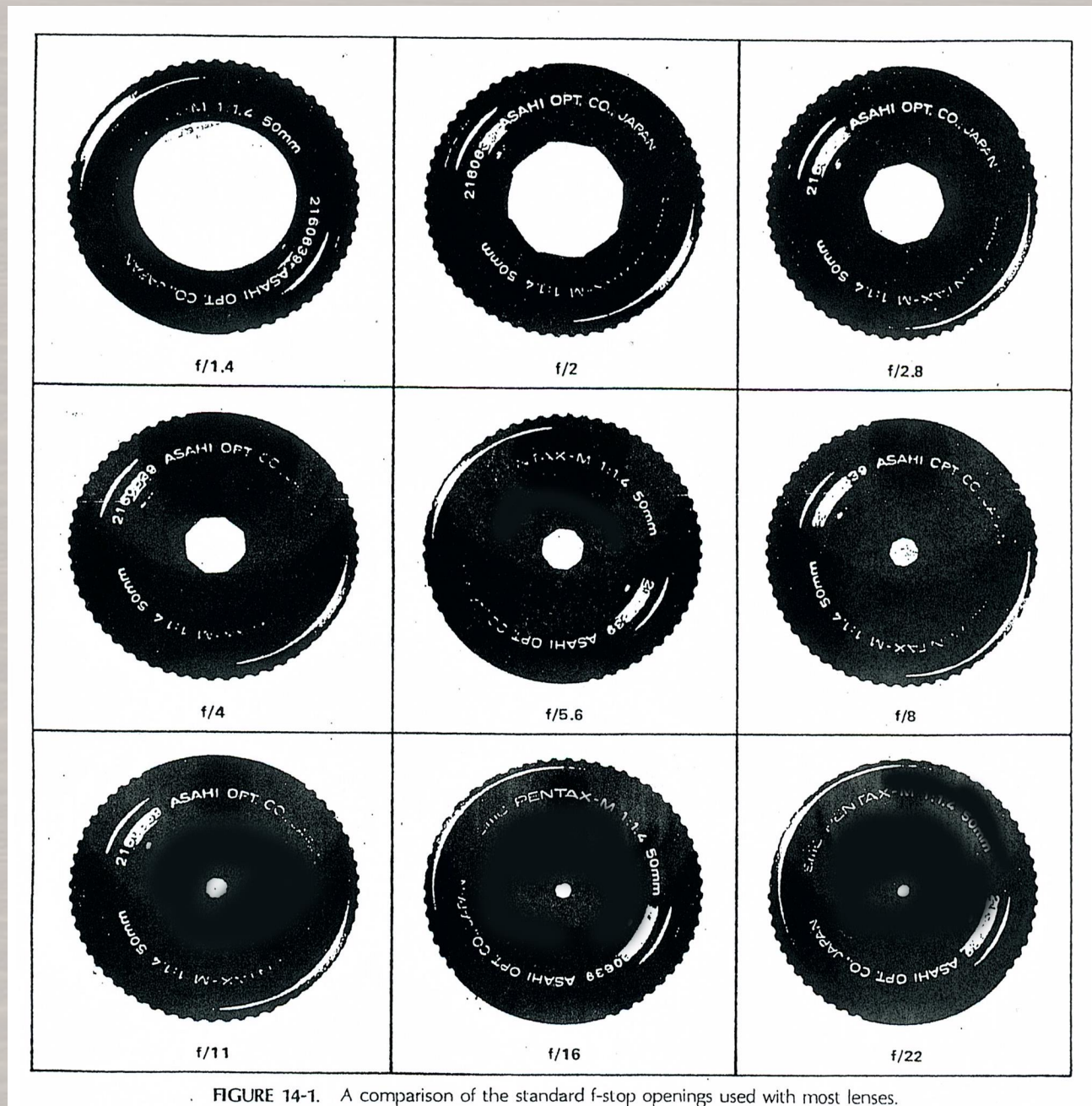


FIGURE 14-1. A comparison of the standard f-stop openings used with most lenses.

APERTURE

- *also known as the **f-stop**
- ***smaller number** actually represents a **larger opening**



• SHUTTER SPEEDS



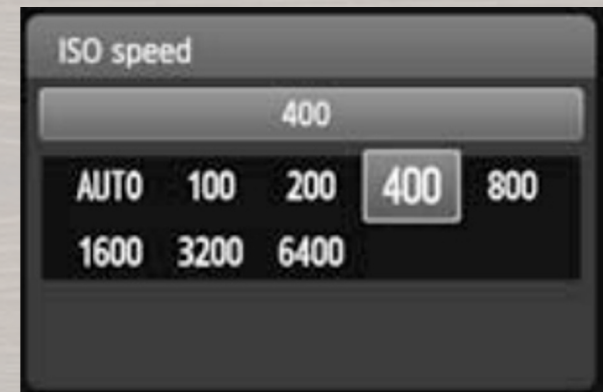
SHUTTER SPEED

How long the shutter is open on the Canon DSLR ranges from 30" (seconds) to 1/4000 of a second



ISO

- International Organization for Standards - number that describes film's sensitivity to light
 - Used to describe sensitivity of digital sensors in digital cameras
 - HIGH ISO** value means the sensor will be **MORE sensitive** to light, meaning it will take **LESS LIGHT** to get the right exposure




ISO and Grain



100 ISO

3200 ISO


DEPTH OF FIELD



F11, SS 125, ISO 800
35 mm lens



F4, SS 250, ISO 400,
100 mm lens

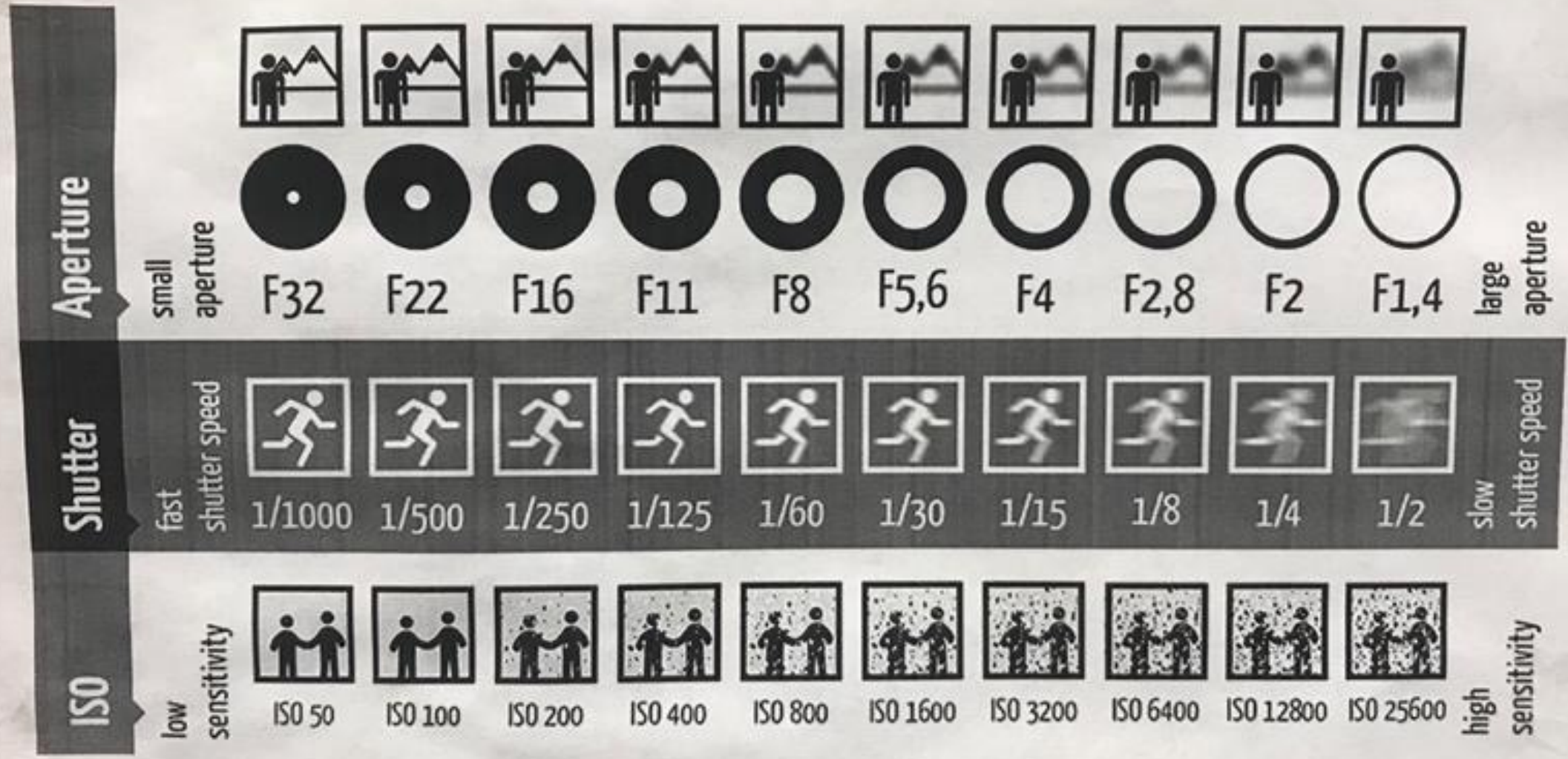


Depth of Field

Apertures

Shutter Speeds

ISO



SHOOTING MODES

- **Full Auto (green rectangle)** – camera does **EVERYTHING** for you – but will your pictures look the way **YOU** want them to?
- **CA (Creative Auto)** – camera does almost everything **BUT** lets you choose brightness, depth of field, action motion modes, close focus.




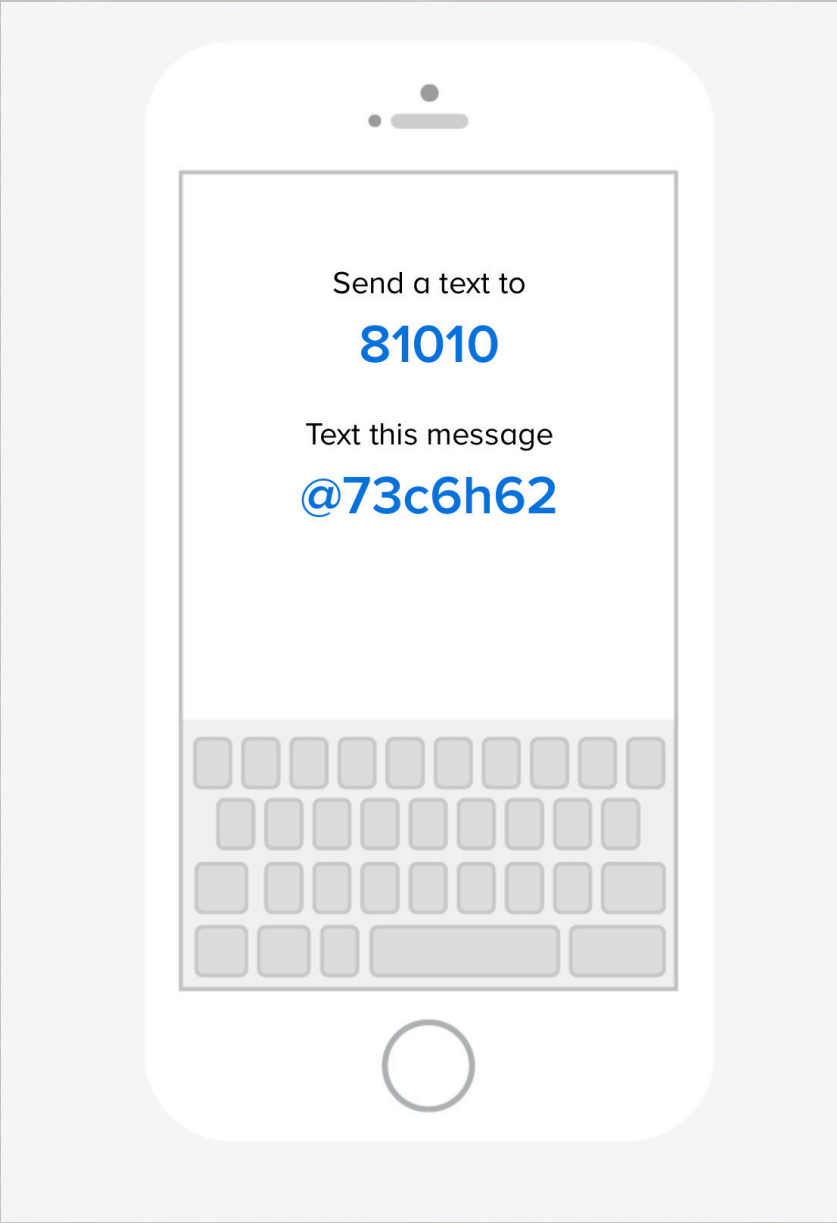
SHOOTING MODES

“Creative Zone”

- **P (Program)** – camera sets shutter speed and aperture, but you can choose ISO, AF/MF, white balance
- **Tv (Shutter Speed priority)** – you choose shutter speed, camera chooses appropriate aperture
- **Av (Aperture priority)** – you choose aperture, camera chooses appropriate shutter speed
- **M (Manual)** – you choose EVERYTHING
- **A-Dep (Automatic depth of field)** – camera chooses aperture, shutter speed combo to get best DOF



Join the class
Remind



<https://edublogs.org/>

MAKE YOUR BLOG!

Use Character Animation app to create a character for yourself and put a video of a welcome to your site as a widget on your site.



Create a blogsite with edublogs.

<https://edublogs.org/>

Join the class blog: ***cauchonphoto.edublogs.org***

Go to Dashboard/Appearance/ Customize/ **Site Identity** and put your first and last name and period.

Select a template and design your site layout and design.

Go to Dashboard/Settings/Writing and change to the Classic editor and save.

Widgets: Write an About Me section as a **Text Widget**. Tell a little about yourself, 3-5 sentences. Add of photograph of yourself or something you like as an **Image Widget**.



DIGITAL PHOTO QUIZ

OPEN LINK
AND TAKE
QUIZ