

Welcome to Photo Class



Ms. Cauchon

DSLR CAMERAS

“Digital Single Lens Reflex”

Digital cameras that resemble 35mm film cameras.

They are high-end digital camera with removable, interchangeable lens. The mirror system inside lets you preview through the viewfinder the same image that is being captured on film/sensor.



Mirrorless Cameras

Mirrorless cameras lack a reflex mirror, which means that light passes through the camera directly to the digital sensor. A mirrorless camera body is slim and lightweight, and features a digital display instead of a traditional optical viewfinder.


DETACHABLE LENSES

PRIME VS. ZOOM LENSES

KIT LENS



Useful Focal Lengths



Used For...



Architecture,
Landscape



Street,
Documentary



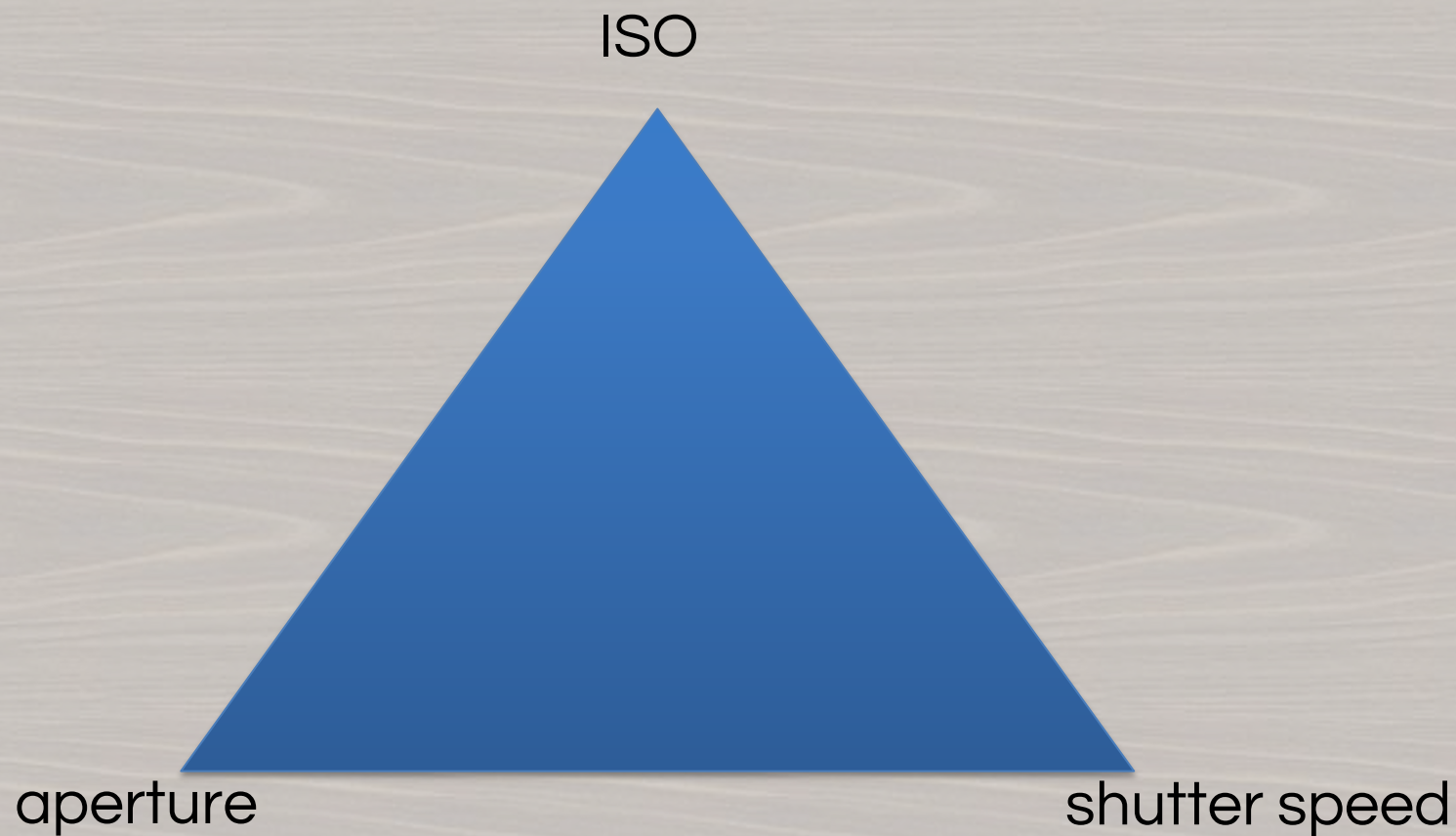
Portraiture



Sport, Birds, Wildlife



EXPOSURE TRIANGLE



APERTURES or F-STOPS




FIGURE 14-1. A comparison of the standard f-stop openings used with most lenses.

APERTURE

- *also known as the **f-stop**
- ***smaller number** actually represents a **larger opening**



• SHUTTER SPEEDS



SHUTTER SPEED

How long the shutter is open on the Canon DSLR ranges from 30" (seconds) to 1/4000 of a second

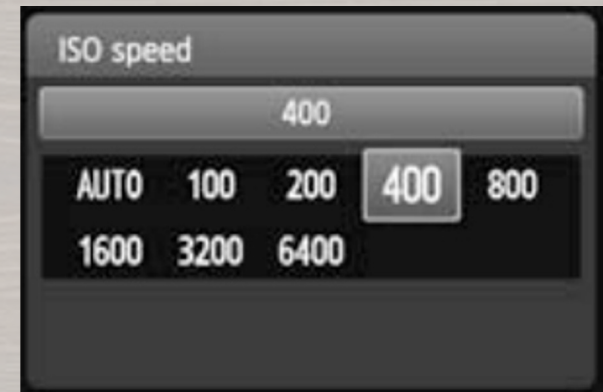


ISO

- International Organization for Standards - number that describes film's sensitivity to light

Used to describe sensitivity of digital sensors in digital cameras

HIGH ISO value means the sensor will be **MORE sensitive** to light, meaning it will take LESS LIGHT to get the right exposure



ISO and Grain



100 ISO

3200 ISO

DEPTH OF FIELD



F11, SS 125, ISO 800
35 mm lens



F4, SS 250, ISO 400,
100 mm lens

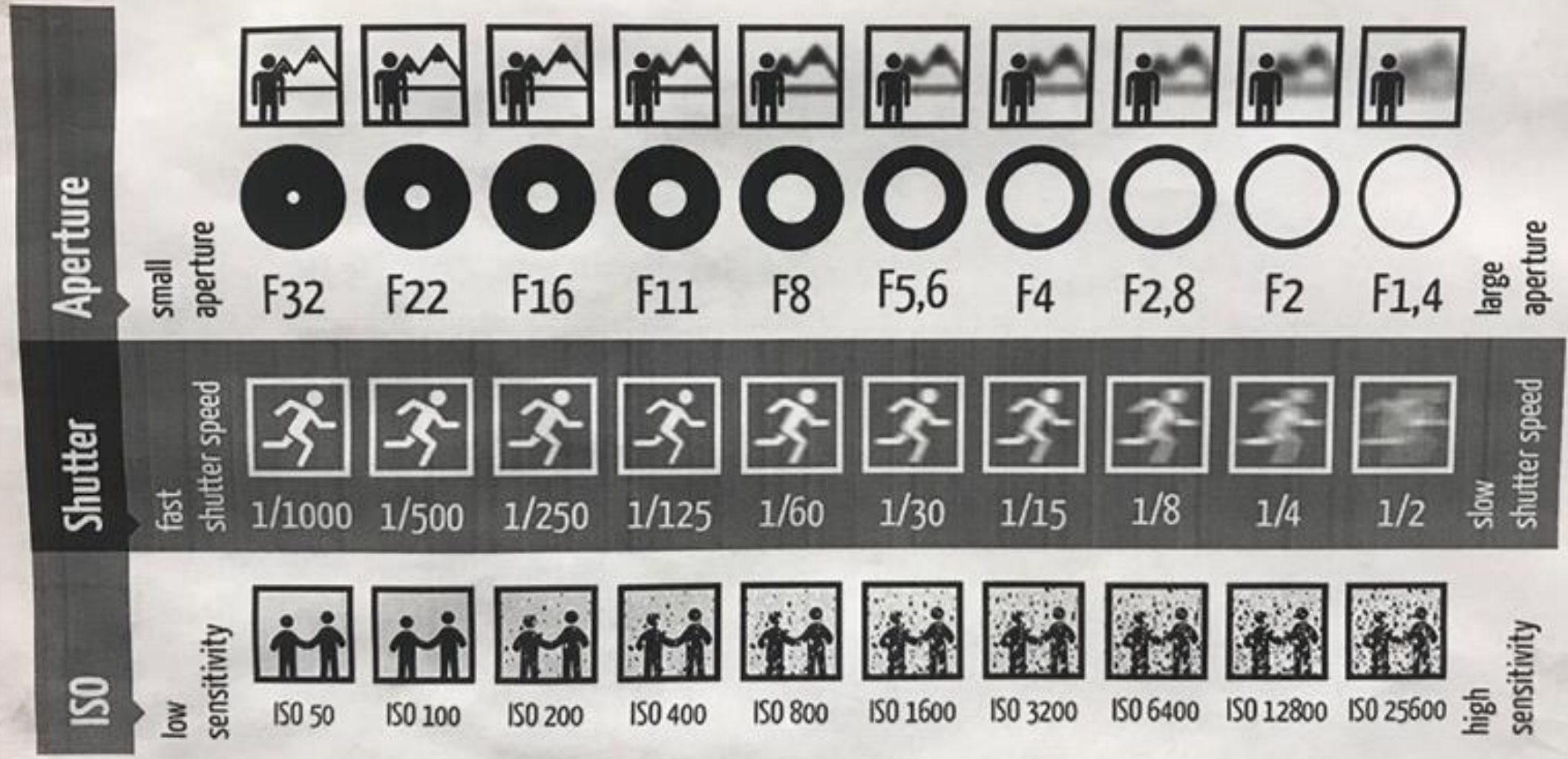


Depth of Field


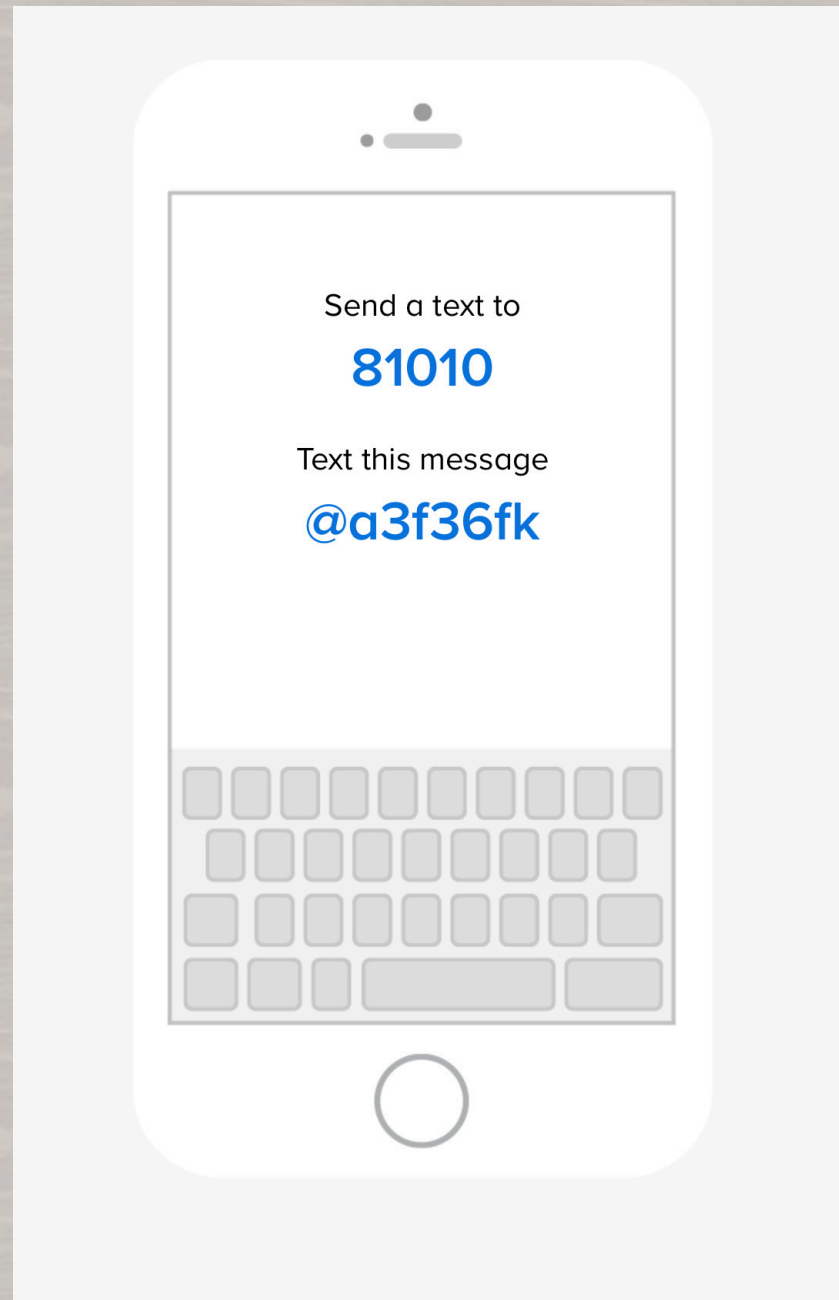
Apertures

Shutter Speeds

ISO



Join the class
Remind



SHOOTING MODES

- **Full Auto (green rectangle)** – camera does EVERYTHING for you – but will your pictures look the way YOU want them to?
- **CA (Creative Auto)** – camera does almost everything BUT lets you choose brightness, depth of field, picture style



SHOOTING MODES

“Creative Zone”

- **P (Program)** – camera sets shutter speed and aperture, but you can choose ISO, AF/MF, white balance
- **Tv (Shutter Speed priority)** – you choose shutter speed, camera chooses appropriate aperture
- **Av (Aperture priority)** – you choose aperture, camera chooses appropriate shutter speed
- **M (Manual)** – you choose EVERYTHING
- **A-Dep (Automatic depth of field)** – camera chooses aperture, shutter speed combo to get best DOF



<https://edublogs.org/>

MAKE YOUR WEBSITE!

Use Character Animation app to create a character for yourself and put a video of a welcome to your site as a widget on your site.



Home/Landing Page (always add new work to your homepage every week.)

Assignments Page (post your photography assignments on this page. You can add a writing assignment page also)

1 to 2 Gallery Pages (ex: Portraits, Black and White, Photojournalism, Sports, whatever you want to concentrate on)

About Me/Contact Page (or widget) with basic info about yourself including a photograph and email

*PUT YOUR **BEST WORK ON YOUR HOME PAGE** AS A GALLERY OR AS INDIVIDUAL IMAGES.

*CREATE AN **IMAGE WIDGET** AND PUT AN IMAGE OF YOURSELF OR SOMETHING YOU LOVE



DIGITAL PHOTO QUIZ

OPEN LINK
AND TAKE
QUIZ